

**XTSE Series**  
XTSE safety contactors



## Designed to take safety to the next level



Eaton's XTSE safety contactors are designed with the OEM and end customer in mind. XTSE contactors integrate to applications to not only achieve the highest safety circuits, but also include advanced feature sets that reinforce end-user safety. Eaton XTSE contactors were designed to stand out, and so do our customers who use them.

### Features

- Safe status monitoring of the contactor (inspection window); manual activation is not possible
- Eligible to be used for Emergency-stop application with controlled start (category 4)
- Reliable and self-monitoring machine-control circuits
- Interlocking opposing contacts, in line with IEC 60947-5-1, Annex L
- Mirror contacts in line with IEC 60947-4-1, Annex F
- Highlighted in yellow (RAL1004) —the international safety color
- Reliable screw terminals
- Integrated top-mounted auxiliary contacts
- SUVA certified
- Functional safety integration

### Certifications

- UL
- CE
- CSA
- SUVA



### Product range

The XTSE range of contactors comprises four different sizes and covers the power range between 7 A and 150 A. The XTSRE safety relay, available in two different coil voltages, rounds out Eaton's product range in this area.

The following auxiliary contact options are available:

- 110 V, 50 Hz; 120 V, 60 Hz
- 24 Vdc (RDC24)

### Benefits

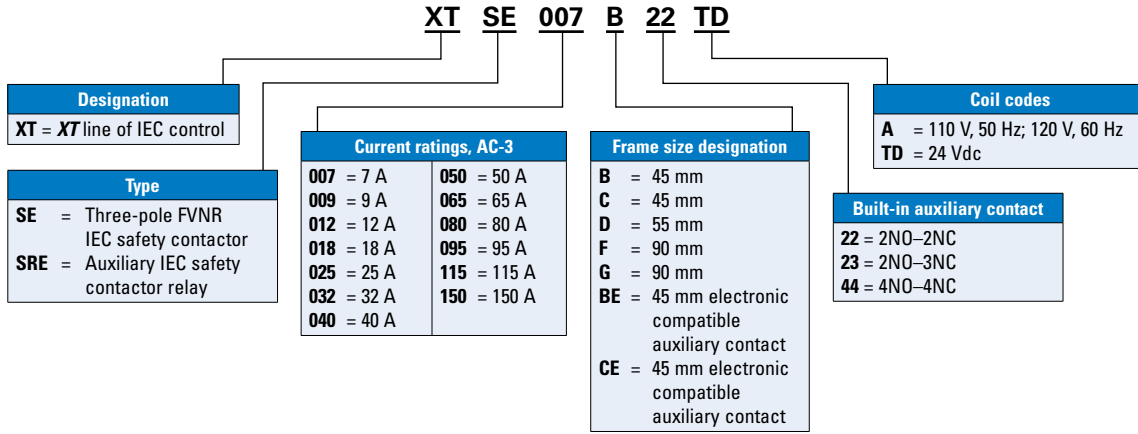
The Eaton safety contactors provide up to 1.3/1.7 million switching cycles until 10% of tested and worn components have failed.


Safety characteristics	Level				
Cat	B	1	2	3	4
PL	a	b	c	d	e
SIL	1	2	3		





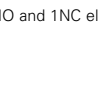


Powering Business Worldwide

Type	EN ISO 13849-1 B10d (switching cycles)	EN 62061 B10d (switching cycles)
XTSE007B-012B	1,782,229	1,336,672
XTSE018C-032C	966,617	724,963
XTSE040D-065D	1,341,161	1,005,871
XTSE080F-095F	1,058,707	772,856
XTSE115G-150G	1,705,268	1,278,856



Safety relay	Conventional thermal current $I_{th}$ (A)	Rated operational current AC-15 $I_e$ (A)			Auxiliary contacts	Coil voltage	
		220-240 V	380-415 V	500 V		110 V, 50 Hz; 120 V, 60 Hz	24 Vdc
		Eaton catalog number		Eaton catalog number			
	16	6	4	1.5	4NO, 4NC	XTSRE10B44A	XTSRE10B44TD
	16	6	4	1.5	3NO, 3NC+1NO, 1NC ①	XTSRE10BE44A	XTSRE10BE44TD

Safety contactor	Horsepower rating (hp), three-phase				Auxiliary contacts	Coil voltage	
	200/208 V	230/240 V	460/480 V	575/600 V		110 V, 50 Hz; 120 V, 60 Hz	24 Vdc
	Eaton catalog number		Eaton catalog number				
	1 ½	2	3	5	2NO, 3NC	XTSE007B23A	XTSE007B23TD
	3	3	5	7 ½	2NO, 3NC	XTSE009B23A	XTSE009B23TD
	3	3	10	10	2NO, 3NC	XTSE012B23A	XTSE012B23TD
	1 ½	2	3	5	1NO, 2NC+1NO, 1NC ①	XTSE007BE23A	XTSE007BE23TD
	3	3	5	7 ½	1NO, 2NC+1NO, 1NC ①	XTSE009BE23A	XTSE009BE23TD
	3	3	10	10	1NO, 2NC+1NO, 1NC ①	XTSE012BE23A	XTSE012BE23TD
	5	7 ½	10	15	2NO, 3NC	XTSE018C23A	XTSE018C23TD
	7 ½	7 ½	15	20	2NO, 3NC	XTSE025C23A	XTSE025C23TD
	10	10	20	25	2NO, 3NC	XTSE032C23A	XTSE032C23TD
	5	7 ½	10	15	1NO, 2NC+1NO, 1NC ①	XTSE018CE23A	XTSE018CE23TD
	7 ½	7 ½	15	20	1NO, 2NC+1NO, 1NC ①	XTSE025CE23A	XTSE025CE23TD
	10	10	20	25	1NO, 2NC+1NO, 1NC ①	XTSE032CE23A	XTSE032CE23TD
	10	15	30	40	2NO, 2NC	XTSE040D22A	XTSE040D22TD
	15	20	40	50	2NO, 2NC	XTSE050D22A	XTSE050D22TD
	20	25	40	60	2NO, 2NC	XTSE065D22A	XTSE065D22TD
	25	30	60	75	2NO, 2NC	XTSE080F22A	XTSE080F22TD
	25	40	75	100	2NO, 2NC	XTSE095F22A	XTSE095F22TD
	40	50	100	125	2NO, 2NC	XTSE115G22A	XTSE115G22TD
	40	60	125	125	2NO, 2NC	XTSE150G22A	XTSE150G22TD

① 1NO and 1NC electronic compatible.

**Eaton**  
1000 Eaton Boulevard  
Cleveland, OH 44122  
United States  
Eaton.com

© 2018 Eaton  
All Rights Reserved  
Printed in USA  
Publication No. PA034003EN / Z20484  
February 2018

Eaton is a registered trademark.  
All other trademarks are property of their respective owners.

Follow us on social media to get the latest product and support information.

