

MICROHAWK® ID-45

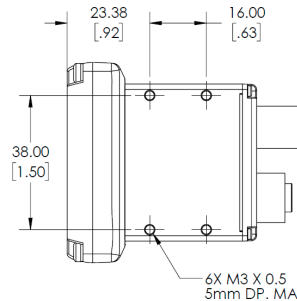
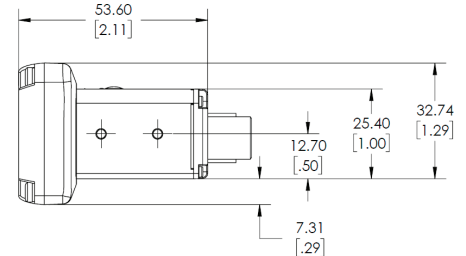
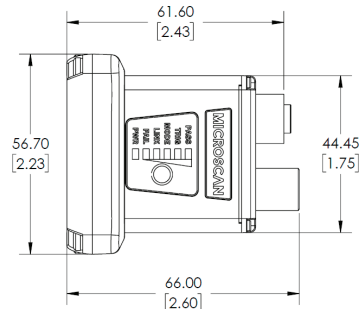
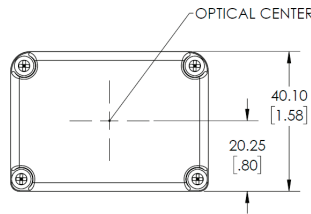
SPECIFICATIONS AND OPTIONS



Ultra-Compact

Height: 40.10 mm (1.58")
Width: 56.70 mm (2.23")
Length: 53.60 mm (2.11")

Integrated LEDs



Note: Nominal dimensions shown. Typical tolerances apply.

DIMENSIONS

Height: 40.10 mm (1.58")
Width: 56.70 mm (2.23")
Length: 53.60 mm (2.11")
Weight: 98.47 g (3.47 oz.)

ENCLOSURE

IP-65/67, Aluminum

ENVIRONMENTAL

Operating Temperature: 0° to 50° C (32° to 104° F)
Storage Temperature: -50° to 75° C (-58° to 167° F)
Humidity: 5% to 95% (non-condensing)

EMISSIONS

EN 55022:2010 Class A Limits

ELECTRICAL

4.75-30 VDC, 200 mV p-p max ripple, 150 mA at 24 VDC (typ.)

CONNECTOR

M12 12-Pin Power/I/O, M12 8-Pin Ethernet

COMMUNICATION

RS-232, Ethernet TCP/IP, PROFINET, EtherNet/IP™, Passive Power over Ethernet (PoE), 24V

DISCRETE I/O

3 in/3 out, Optoisolated Trigger Input; New Master: Bi-directional, Optoisolated, 4.5-28 V rated (10 mA @ 28 VDC); Outputs (1, 2, 3): Bi-directional, Optoisolated, 1-28 V rated ($I_{CE} < 100$ mA at 24 VDC, current limited by user)

ILLUMINATION

High-Output LEDs: Inner: 4 Red, 4 White; Outer: 24 Red (624 nm)

INDICATORS

TRIG, PASS, FAIL, MODE, LINK, PWR LEDs; 2 Target Pattern LEDs; 2 Good Read Green Flash LEDs

SPEED

Standard (up to 10 FPS) or High-Speed (Max. Sensor FPS)

MEMORY

2 GB Non-Volatile Flash, 256 MB RAM

DECODER

Standard (High-Contrast 1D); Plus (High-Contrast 1D/2D); X-Mode (Poor or Damaged 1D/2D + DPM)

OPTICS

High-Density

SENSOR

SXGA (Mono) CMOS 1.2 MP (1280 x 960)

SHUTTER

Global (SXGA)

EXPOSURE

50 - 100,000, Default: 2,500 μ s

FOCUS

Liquid Lens Autofocus (50 - 300 mm)

ACQUISITION SPEED

Up to 42 FPS (SXGA)

SYMBOLOGIES

2D: Data Matrix (ECC 0-200), QR Code, Micro QR Code, Aztec Code
Stacked: PDF417, MicroPDF417, GS1 Databar (Composite and Stacked)
Linear: Code 39, Code 128, BC412, Interleaved 2 of 5, UPC/EAN, Codabar, Code 93, Pharmacode, PLANET, POSTNET, Japanese Postal, Australia Post, Royal Mail, Intelligent Mail, KIX

SAFETY AND QUALITY

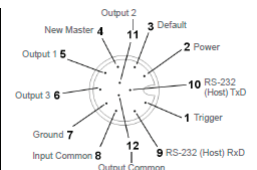
FCC, CE, RoHS-Compliant

QMS CERTIFICATION

www.microscan.com/quality

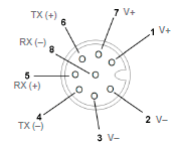
CONNECTOR A: M12 12-Pin Plug

| Pin | Function |
|-----|---------------|
| 1 | Trigger |
| 2 | Power |
| 3 | Default |
| 4 | New Master |
| 5 | Output 1 |
| 6 | Output 3 |
| 7 | Ground |
| 8 | Input Common |
| 9 | Host Rx/D |
| 10 | Host Tx/D |
| 11 | Output 2 |
| 12 | Output Common |



CONNECTOR B: M12 8-Pin Socket

| Pin | Function |
|-----|----------|
| 1* | V+ |
| 2* | V- |
| 3* | V- |
| 4 | TX (-) |
| 5 | RX (+) |
| 6 | TX (+) |
| 7* | V+ |
| 8 | RX (-) |



*24V Passive PoE Only, MODE B Only

©2018 Omron Microscan Systems, Inc. SP102A-EN-0218
 Specifications are subject to change.

For complete technical information, please see the user manual.
 Warranty - For current warranty information about this product, please visit www.microscan.com/warranty.

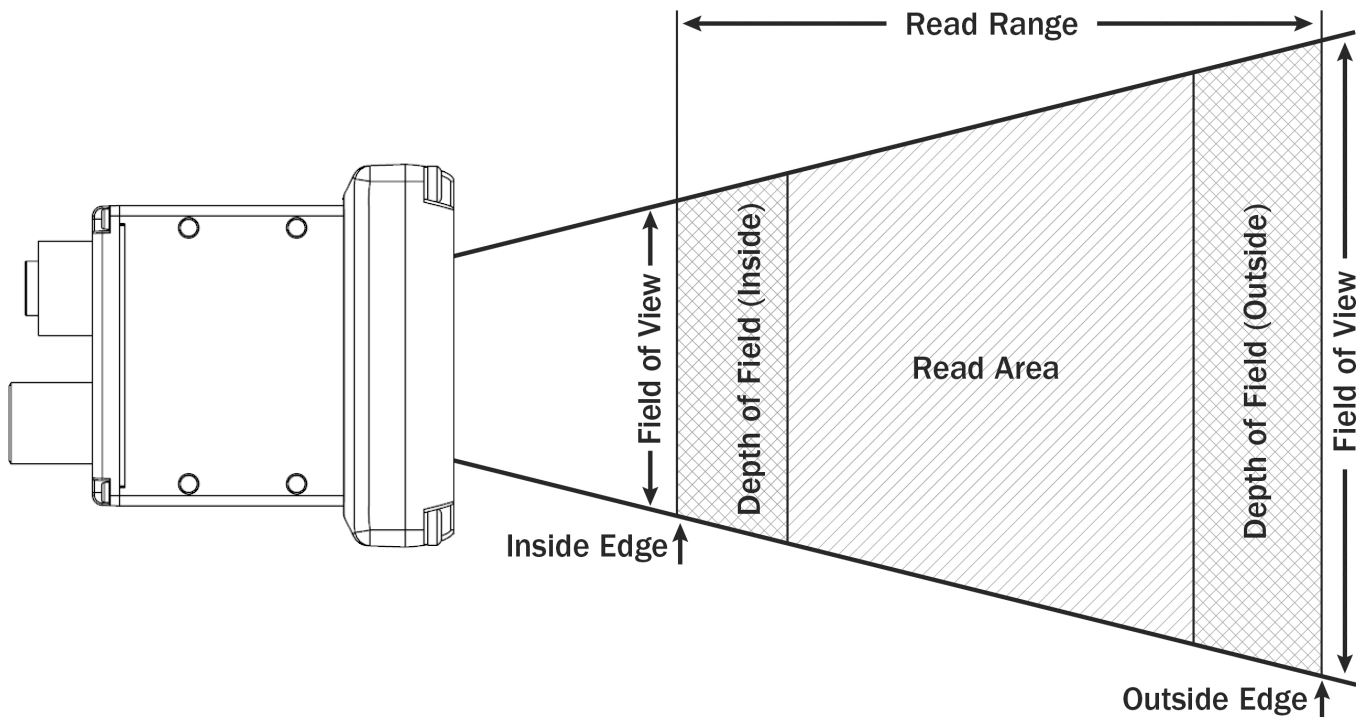


www.microscan.com

MICROHAWK® ID-45 FIELD OF VIEW AND READ RANGE CHARTS

MicroHAWK ID-45 High Density (HD) Lens

| Focus Distance | Symbol Size | Inside Edge | Outside Edge |
|----------------|-------------|-------------|--------------|
| 50 | 5.0 | 46 | 56 |
| 102 | 7.5 | 87 | 119 |
| 300 | 20.0 | 154 | 405 |



Note: Minimum 1D element is typically 1/2 the size of minimum 2D element. Example: 10 mil 2D = 5 mil 1D.

Specifications are subject to change. For complete technical information, please see the *MicroHAWK ID-20/ID-30/ID-40/ID-45 User Manual*, available at www.microscan.com.