


## NERLITE® NL-200 SERIES



## Lighting Controller For Any NERLITE

Controls any NERLITE lighting product easily and remotely using an online website interface. The NL-200 Series simplifies connectivity and includes the power regulation, intensity control, timing and triggering functions needed for successful machine vision applications.

With optional Ethernet connectivity and resident web server, the NL-200 Series is a powerful accessory to complement any NERLITE light.

### NL-200 Series: At a Glance

- Compatible with any standard NERLITE lighting product
- Controls in continuous, strobe or switched mode
- Provides self-diagnosed status
- Resident web server option
- Ethernet (TCP/IP, UDP) and manual panel control options
- DIN rail mounting included

#### MECHANICAL

**Height:** 4.4" (112 mm) **Width:** 3.82" (97 mm)  
**Depth:** 2.44" (62 mm) **Weight:** 10.58 oz. (300 g)

#### ENVIRONMENTAL

**Operating Temperature:** 0° to 40° C (32° to 104° F)  
**Storage Temperature:** 0° to 50° C (32° to 122° F)  
**Humidity:** up to 95% (non-condensing)

#### COMMUNICATION PROTOCOLS

**NL-200:** Push button  
**NL-220, NL-220F:** Ethernet, push button

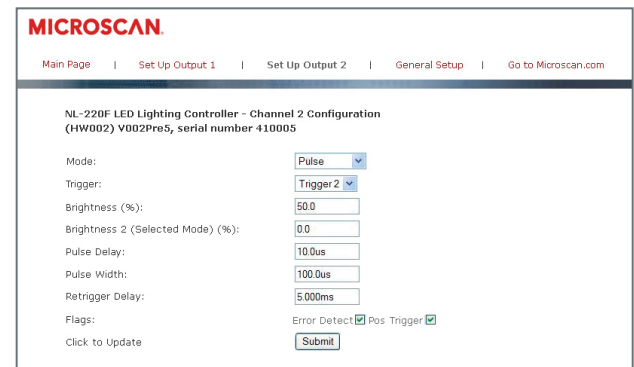
**INDICATORS:** Alphanumeric digital display

#### ELECTRICAL

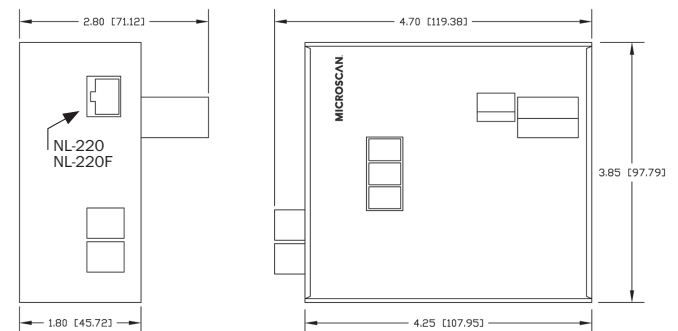
**Power:** 24-48 V  
**Current:** From 0 mA to 20 A in steps of 5 mA. Up to 3 A per channel continuous or 20 A pulsed.

#### CONFIGURATIONS

**NL-200:** Manual panel interface  
**NL-220:** Ethernet and manual panel interface. Normal speed: 20us pulse width minimum, 20 us delay minimum.  
**NL-220F:** Ethernet and manual panel interface. Fast speed: 2us pulse width minimum, 2 us delay minimum.



NL-220, NL-220F image processing software on web server



For more information on this product, visit [www.microscan.com](http://www.microscan.com).